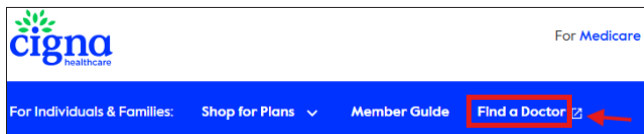


Cigna Healthcare PPO Network[®] Provider Search Guide

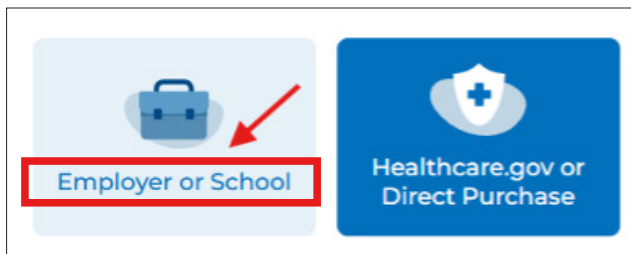
Cigna Healthcare PPO Network will be SummaCare's national provider network outside Ohio for all Commercial line of business plans effective June 1, 2026.

This guide follows the steps to find a Cigna Healthcare PPO Network provider using its website. The website address is [cigna.com](https://www.cigna.com).

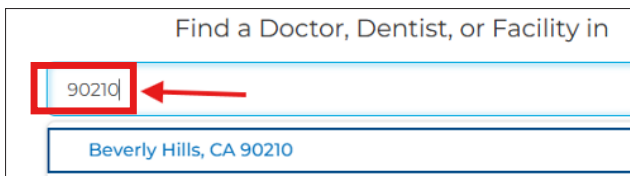
1. On the homepage of the site, click 'Find a Doctor'.



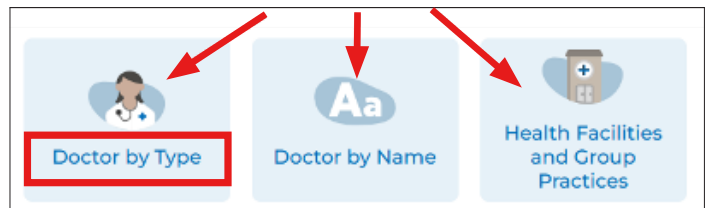
2. How are you Covered?
Select 'Employer or School'.



3. Enter City or Zip

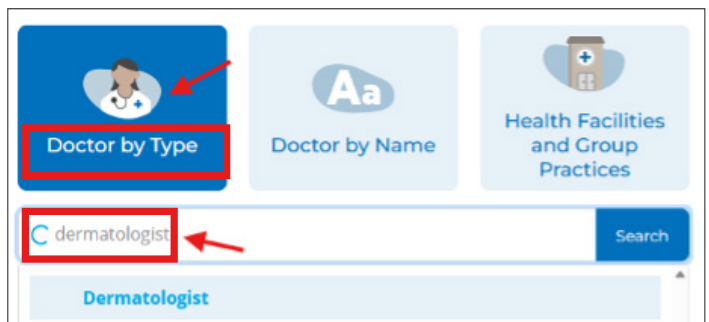


4. Choose between 'Doctor by Type', 'Doctor by Name', or 'Health Facilities and Group Practices'

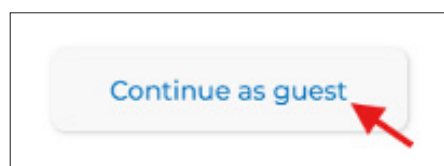


For purposes of the guide, 'Doctor by Type' will be demonstrated.

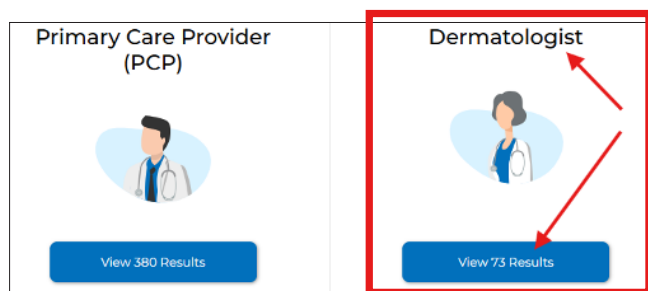
5. Enter a Specialty



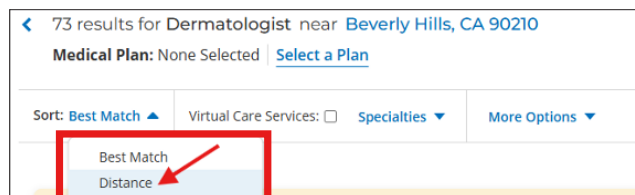
6. Continue at guest



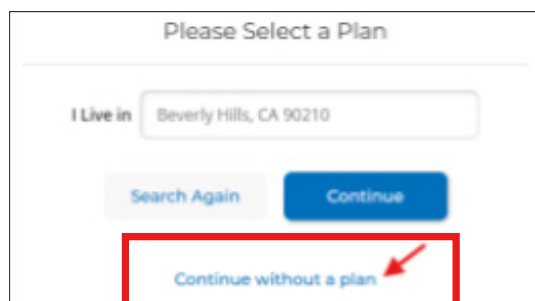
7. Select the specialty 'View _____ Results' if a PCP search is not desired.




9. The search results will appear. If desired, sort by Distance rather than Best Match to find providers closest to the member's city or specific zip code.



8. Click 'Continue without a plan'



The provider search results will include the provider's address and phone number to give to the member.



To perform another provider search, click 'Find a Doctor, Dentist, or Facility' towards the top of the page.

